

Cadmos Swiss Engagement

February 29, 2024

Marketing Communication

Description

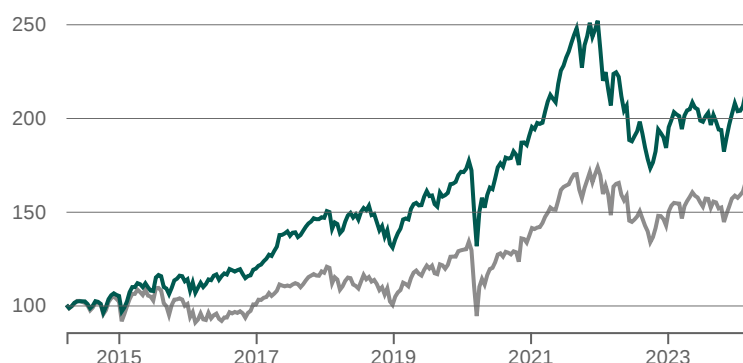
The objective of the Cadmos Swiss Engagement fund is to generate a superior risk-adjusted performance over a full market cycle.

By following our proprietary [Buy & Care® investment philosophy](#), according to the specifications of art. 9 SFDR, the investment manager conducts fundamental stock specific research including sustainability to identify value-creation potential and mispricing. Their philosophy is expressed through a high-conviction diversified portfolio of around 40 Swiss quality companies showing steady earnings growth, a solid balance sheet and strong cash-flow generation and benefiting from the ongoing paradigm shift driven by digital disruption, demographics, and climate change.

Our sustainability experts join forces with those of the investment manager to engage directly with almost all our companies to accelerate their transition and co-create additional projects with a tangible economic and societal value.

The fund is actively managed and is not managed by reference to an index.

Historical prices



■ Cadmos Swiss Engagement
■ SLI Swiss Leaders Index

Past performance must not be considered an indicator or guarantee of future performance.

Performance

	1M	3M	6M	1Y	3Y	5Y	MAX
Cadmos Swiss Engagement	3.56%	7.62%	5.63%	7.16%	10.97%	46.87%	113.31%
SLI Swiss Leaders Index	3.13%	8.75%	6.71%	9.10%	19.61%	48.86%	66.45%

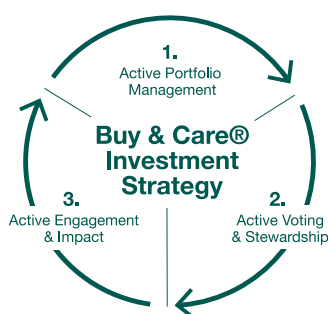
Top holdings

UBS GROUP REG.	6.22%
PARTNERS GROUP HOLDING NOM.	5.81%
ALCON	5.61%
SIKA	5.23%
GIVAUDAN	4.91%

Sectors

Financials	25.80%
Health care	20.82%
Materials	19.63%
Industrials	15.03%
Consumer discretionary	8.09%
Others	10.62%

Buy & Care® Investment Strategy



1. Active Portfolio Management
Investing in leading quality companies for which value creation potential is significantly underestimated by the markets

2. Active Voting & Stewardship
Fulfilling our rights and duties as active owners, acquiring in-depth governance insights and exercising our voting rights

3. Active Engagement & Impact
Engaging directly with our portfolio companies to foster a strategic integration of sustainability into their business models and to generate additional social impacts

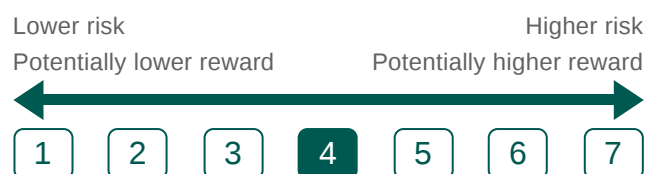
Product details

ISIN of Class B (CHF)	LU1045227185
Launch date	01.04.2014
Investment manager	AS Investment Management SARL
Advisor	de Pury Pictet Turrettini & Co. Ltd
Custodian	Bank Pictet & Cie (Europe) AG, Luxembourg branch
Auditor	BDO Audit, Société Anonyme
Liquidity - Subs. / red. notice	Daily (4:00 pm) - 3 business days
Assets under management	CHF 83.1 millions
Last price	213.31

Available share classes

Share class	ISIN	Bloomberg	Mgt. fee	Perf. fee*	Min. invest.
A (CHF)	LU1045226963	CFGSEAC LX	1.55%	20%	-
B (CHF)	LU1045227185	CFGSEBC LX	0.75%	-	1'000'000

Risk profile (SRRI)




Monthly returns

		Jan	Feb	Mar	Apr	May	Jun	Jul	Aug	Sep	Oct	Nov	Dec	Year
2024	Return	-0.79%	3.56%	-	-	-	-	-	-	-	-	-	-	2.75%
	Benchmark	1.89%	3.13%	-	-	-	-	-	-	-	-	-	-	5.07%
2023	Return	7.66%	0.78%	1.63%	1.04%	-0.99%	0.52%	0.83%	-1.55%	-3.10%	-5.98%	7.74%	4.74%	13.16%
	Benchmark	7.58%	0.05%	0.48%	2.82%	-1.16%	1.03%	1.14%	-2.02%	-1.99%	-5.07%	5.46%	3.50%	11.76%
2022	Return	-10.27%	-2.82%	1.07%	-3.31%	-5.63%	-9.45%	7.34%	-5.34%	-7.85%	5.63%	4.79%	-3.77%	-27.37%
	Benchmark	-5.64%	-2.63%	2.17%	-1.24%	-3.05%	-9.06%	5.33%	-4.21%	-7.23%	6.09%	4.21%	-3.53%	-18.41%
2021	Return	-0.67%	0.87%	7.23%	1.25%	4.48%	4.08%	4.63%	2.86%	-5.71%	4.56%	0.36%	4.54%	31.66%
	Benchmark	-0.26%	1.31%	6.16%	1.31%	4.11%	4.04%	1.52%	2.67%	-6.02%	3.88%	-0.15%	5.47%	26.15%
2020	Return	0.43%	-7.45%	-5.95%	4.11%	4.50%	3.20%	2.56%	3.31%	0.96%	-4.08%	8.43%	2.74%	12.18%
	Benchmark	-0.32%	-7.84%	-8.28%	5.07%	4.21%	3.15%	0.98%	1.92%	0.35%	-4.88%	11.94%	1.88%	6.62%
2019	Return	6.87%	4.07%	2.07%	4.92%	-1.90%	4.82%	-1.48%	-1.54%	2.50%	2.38%	3.16%	1.83%	30.95%
	Benchmark	7.14%	4.30%	0.18%	6.51%	-3.47%	4.34%	-0.04%	-1.22%	2.52%	1.82%	2.92%	1.32%	29.08%

Performance of Cadmos - Swiss Engagement B CHF (ISIN LU1045227185), launched on 31 March 2014.
Benchmark is SLI Swiss Leaders Index TR from 1 April 2019 (previously SLI Index)

Contacts



Melchior de Muralt
Managing Partner
cadmos@ppt.ch
de Pury Pictet Turrettini & Co.



Dominique Habegger
Chief Sustainability Officer
de Pury Pictet Turrettini & Co.



Alexandre Stucki
Fund Manager
AS Investment Management



Nathalie Kappeler
Co-Fund Manager
AS Investment Management

Disclaimer

* Performance fee charged on the basis of outperforming the benchmark.

The information shown in this document has been sourced from the fund administrator, has been provided to you upon request and may not be reproduced or redistributed to any other person. As a consequence, the information and data presented in this document are not to be considered as an offer or solicitation to buy, sell or subscribe to the Sicav. This document relies on information obtained from sources deemed reliable but it does not engage the responsibility of de Pury Pictet Turrettini & Co. Ltd or any other party mentioned in the document. The value and income of any of the securities or financial instruments mentioned in this document may fall as well as rise and, as a consequence, investors may receive back less than originally invested. Risk factors are listed in the prospectus and are not intended to be reproduced in full in this document. Past performance is neither a guarantee nor a reliable indicator of future results. Performance data does not include the commissions and fees charged at the time of subscribing for or redeeming shares. Subscriptions of the fund should in any event be made solely on the basis of the current offering prospectus, the Key Information Document, the articles of incorporation and the most recent annual or semi-annual report after seeking the advice of an independent finance, legal, accounting and tax specialist. Future performance is subject to taxation which depends on the personal situation of each investor and which may change in the future. This marketing material is not intended to be a substitute for the full documentation or for any information which investors should obtain from their financial intermediaries acting in relation to their investment in the fund mentioned in this document. Please refer to the prospectus for a detailed breakdown of the cost incurred to the fund.

For Swiss investors, the paying agent is Banque Pictet & Cie S.A. and the representative agent is FundPartner Solutions (Suisse) S.A., Route des Acacias 60, 1211 Genève 73, Switzerland. The relevant legal documentation may be obtained free of charge in French and English from the representative agent, from de Pury Pictet Turrettini & Co. Ltd or online at www.ppt.ch/
You can obtain a summary of investors rights at the following link: <https://www.pictet.com/content/dam/www/documents/legal-and-notes/fundpartner-solutions/fps-summary-of-investors-rights.pdf>